



Single Assessment Institution-Level Pass Rate Data: Traditional Teacher Preparation Program Within IHE

	HEOA - Title II 2020 - 2021 Academic Year	
	Institution Name	College of Charleston
	Institution Code	5113
	State	South Carolina

April 4, 2022

Assessment Information ¹	Group	Number Taking Assessment	Number Passing Assessment	Institutional Pass Rate	Institutional Average Scaled Score	Assessment Cut Score ²	Statewide			
							Number Taking Assessment	Number Passing Assessment	Statewide Pass Rate	Statewide Average Scaled Score
BIOLOGY CONTENT KNOWLEDGE (0235) Test Company: ETS Score Range: 100-200	All enrolled students who have completed all nonclinical courses, 2020-21						2			
	Other enrolled students, 2020-21						5			
	All program completers, 2020-21	3				148	22	22	100%	168
	All program completers, 2019-20	3				148	19	19	100%	165
	All program completers, 2018-19	2				148	26	26	100%	168
CHEMISTRY CONTENT KNOWLEDGE (0245) Test Company: ETS Score Range: 100-200	All enrolled students who have completed all nonclinical courses, 2020-21									
	Other enrolled students, 2020-21						3			
	All program completers, 2020-21						3			
	All program completers, 2019-20	2				152	5			
	All program completers, 2018-19	1				152	7			
EARLY CHILDHOOD EDUCATION (5025) Test Company: ETS Score Range: 100-200	All enrolled students who have completed all nonclinical courses, 2020-21	1				156	61	56	92%	170
	Other enrolled students, 2020-21						84	80	95%	171
	All program completers, 2020-21	27	27	100%	176	156	252	243	96%	171
	All program completers, 2019-20	3				156	13	13	100%	171
	All program completers, 2018-19									
EDUCATION OF YOUNG CHILDREN (5024) Test Company: ETS Score Range: 100-200	All enrolled students who have completed all nonclinical courses, 2020-21	1				160	59	50	85%	167
	Other enrolled students, 2020-21						58	46	79%	168
	All program completers, 2020-21	10	9	90%	172	160	256	239	93%	169
	All program completers, 2019-20	37	35	95%	173	160	447	432	97%	170
	All program completers, 2018-19	40	40	100%	173	160	462	454	98%	171


Single Assessment Institution-Level Pass Rate Data: Traditional Teacher Preparation Program Within IHE

	HEOA - Title II 2020 - 2021 Academic Year	
	Institution Name	College of Charleston
	Institution Code	5113
	State	South Carolina

April 4, 2022

Assessment Information ¹	Group	Number Taking Assessment	Number Passing Assessment	Institutional Pass Rate	Institutional Average Scaled Score	Assessment Cut Score ²	Statewide			
							Number Taking Assessment	Number Passing Assessment	Statewide Pass Rate	Statewide Average Scaled Score
ELEM ED CKT: MATHEMATICS (7813) Test Company: ETS Score Range: 100-200	All enrolled students who have completed all nonclinical courses, 2020-21						40	34	85%	160
	Other enrolled students, 2020-21						31	24	77%	156
	All program completers, 2020-21	4				150	92	91	99%	167
	All program completers, 2019-20	2				150	9			
	All program completers, 2018-19						3			
ELEM ED CKT: READING LANGUAGE ARTS (7812) Test Company: ETS Score Range: 100-200	All enrolled students who have completed all nonclinical courses, 2020-21						42	34	81%	168
	Other enrolled students, 2020-21						30	22	73%	164
	All program completers, 2020-21	4				161	94	92	98%	173
	All program completers, 2019-20	2				161	8			
	All program completers, 2018-19									
ELEM ED CKT: SCIENCE (7814) Test Company: ETS Score Range: 100-200	All enrolled students who have completed all nonclinical courses, 2020-21						45	41	91%	171
	Other enrolled students, 2020-21						33	31	94%	171
	All program completers, 2020-21	4				154	104	103	99%	177
	All program completers, 2019-20	4				154	20	18	90%	163
	All program completers, 2018-19						1			
ELEM ED CKT: SOCIAL STUDIES (7815) Test Company: ETS Score Range: 100-200	All enrolled students who have completed all nonclinical courses, 2020-21						45	41	91%	171
	Other enrolled students, 2020-21						34	28	82%	167
	All program completers, 2020-21	4				162	103	99	96%	174
	All program completers, 2019-20	5				162	36	30	83%	167
	All program completers, 2018-19						3			


Single Assessment Institution-Level Pass Rate Data: Traditional Teacher Preparation Program Within IHE

	HEOA - Title II 2020 - 2021 Academic Year	
	Institution Name	College of Charleston
	Institution Code	5113
	State	South Carolina

April 4, 2022

Assessment Information ¹	Group	Number Taking Assessment	Number Passing Assessment	Institutional Pass Rate	Institutional Average Scaled Score	Assessment Cut Score ²	Statewide			
							Number Taking Assessment	Number Passing Assessment	Statewide Pass Rate	Statewide Average Scaled Score
ELEM ED MULTI SUBJ MATHEMATICS (5003) Test Company: ETS Score Range: 100-200	All enrolled students who have completed all nonclinical courses, 2020-21	2				157	61	51	84%	172
	Other enrolled students, 2020-21						93	76	82%	171
	All program completers, 2020-21	32	31	97%	174	157	407	388	95%	177
	All program completers, 2019-20	37	36	97%	178	157	500	493	99%	176
	All program completers, 2018-19	44	42	95%	177	157	502	494	98%	179
ELEM ED MULTI SUBJ READING LANG ARTS (5002) Test Company: ETS Score Range: 100-200	All enrolled students who have completed all nonclinical courses, 2020-21	2				157	59	53	90%	169
	Other enrolled students, 2020-21						92	76	83%	168
	All program completers, 2020-21	32	32	100%	173	157	406	393	97%	171
	All program completers, 2019-20	37	36	97%	176	157	501	495	99%	171
	All program completers, 2018-19	44	44	100%	176	157	505	499	99%	173
ELEM ED MULTI SUBJ SCIENCES (5005) Test Company: ETS Score Range: 100-200	All enrolled students who have completed all nonclinical courses, 2020-21	2				159	54	43	80%	167
	Other enrolled students, 2020-21						87	68	78%	167
	All program completers, 2020-21	33	29	88%	171	159	395	369	93%	170
	All program completers, 2019-20	35	33	94%	172	159	489	477	98%	171
	All program completers, 2018-19	44	44	100%	171	159	504	491	97%	172
ELEM ED MULTI SUBJ SOCIAL STUDIES (5004) Test Company: ETS Score Range: 100-200	All enrolled students who have completed all nonclinical courses, 2020-21	2				155	54	43	80%	163
	Other enrolled students, 2020-21						88	66	75%	163
	All program completers, 2020-21	33	29	88%	167	155	395	361	91%	167
	All program completers, 2019-20	34	33	97%	171	155	472	457	97%	168
	All program completers, 2018-19	44	43	98%	169	155	502	492	98%	168


Single Assessment Institution-Level Pass Rate Data: Traditional Teacher Preparation Program Within IHE

	HEOA - Title II 2020 - 2021 Academic Year	
	Institution Name	College of Charleston
	Institution Code	5113
	State	South Carolina

April 4, 2022

Assessment Information ¹	Group	Number Taking Assessment	Number Passing Assessment	Institutional Pass Rate	Institutional Average Scaled Score	Assessment Cut Score ²	Statewide			
							Number Taking Assessment	Number Passing Assessment	Statewide Pass Rate	Statewide Average Scaled Score
ENGLISH LANGUAGE ARTS: CK (5038) Test Company: ETS Score Range: 100-200	All enrolled students who have completed all nonclinical courses, 2020-21	1				167	8			
	Other enrolled students, 2020-21						22	22	100%	182
	All program completers, 2020-21	5				167	39	38	97%	178
	All program completers, 2019-20	2				167	7			
	All program completers, 2018-19									
ENGLISH LANGUAGE ARTS: CONTENT AND ANALYSIS (5039) Test Company: ETS Score Range: 100-200	All enrolled students who have completed all nonclinical courses, 2020-21						26	25	96%	179
	Other enrolled students, 2020-21	1				168	16	12	75%	175
	All program completers, 2020-21	1				168	37	35	95%	176
	All program completers, 2019-20	4				168	77	75	97%	176
	All program completers, 2018-19	9				168	96	95	99%	177
FRENCH WORLD LANGUAGE (5174) Test Company: ETS Score Range: 100-200	All enrolled students who have completed all nonclinical courses, 2020-21	1				162	1			
	Other enrolled students, 2020-21									
	All program completers, 2020-21	3				162	4			
	All program completers, 2019-20	1				162	2			
	All program completers, 2018-19						1			
GERMAN WORLD LANGUAGE (5183) Test Company: ETS Score Range: 100-200	All enrolled students who have completed all nonclinical courses, 2020-21									
	Other enrolled students, 2020-21									
	All program completers, 2020-21	1				163	2			
	All program completers, 2019-20	1				163	1			
	All program completers, 2018-19						1			


Single Assessment Institution-Level Pass Rate Data: Traditional Teacher Preparation Program Within IHE

	HEOA - Title II 2020 - 2021 Academic Year	
	Institution Name	College of Charleston
	Institution Code	5113
	State	South Carolina

April 4, 2022

Assessment Information ¹	Group	Number Taking Assessment	Number Passing Assessment	Institutional Pass Rate	Institutional Average Scaled Score	Assessment Cut Score ²	Statewide			
							Number Taking Assessment	Number Passing Assessment	Statewide Pass Rate	Statewide Average Scaled Score
MATHEMATICS CONTENT KNOWLEDGE (5161) Test Company: ETS Score Range: 100-200	All enrolled students who have completed all nonclinical courses, 2020-21	1				150	22	17	77%	165
	Other enrolled students, 2020-21						15	11	73%	160
	All program completers, 2020-21						34	33	97%	167
	All program completers, 2019-20	2				150	44	43	98%	160
	All program completers, 2018-19	1				150	54	52	96%	163
MIDDLE SCHOOL ENG LANG ARTS (5047) Test Company: ETS Score Range: 100-200	All enrolled students who have completed all nonclinical courses, 2020-21						2			
	Other enrolled students, 2020-21						6			
	All program completers, 2020-21	3				164	42	21	50%	163
	All program completers, 2019-20	5				164	36	27	75%	167
	All program completers, 2018-19	7				164	43	36	84%	168
MIDDLE SCHOOL MATHEMATICS (5169) Test Company: ETS Score Range: 100-200	All enrolled students who have completed all nonclinical courses, 2020-21	1				165	7			
	Other enrolled students, 2020-21						6			
	All program completers, 2020-21	1				165	61	53	87%	173
	All program completers, 2019-20	2				165	40	34	85%	173
	All program completers, 2018-19	3				165	51	47	92%	175
MIDDLE SCHOOL SCIENCE (5440) Test Company: ETS Score Range: 100-200	All enrolled students who have completed all nonclinical courses, 2020-21						2			
	Other enrolled students, 2020-21						7			
	All program completers, 2020-21	2				150	49	37	76%	155
	All program completers, 2019-20	4				150	40	32	80%	156
	All program completers, 2018-19	11	8	73%	160	150	49	38	78%	157


Single Assessment Institution-Level Pass Rate Data: Traditional Teacher Preparation Program Within IHE

	HEOA - Title II 2020 - 2021 Academic Year	
	Institution Name	College of Charleston
	Institution Code	5113
	State	South Carolina

April 4, 2022

Assessment Information ¹	Group	Number Taking Assessment	Number Passing Assessment	Institutional Pass Rate	Institutional Average Scaled Score	Assessment Cut Score ²	Statewide			
							Number Taking Assessment	Number Passing Assessment	Statewide Pass Rate	Statewide Average Scaled Score
MIDDLE SCHOOL SOCIAL STUDIES (5089) Test Company: ETS Score Range: 100-200	All enrolled students who have completed all nonclinical courses, 2020-21	1				155	5			
	Other enrolled students, 2020-21						14	10	71%	166
	All program completers, 2020-21	3				155	50	40	80%	166
	All program completers, 2019-20	6				155	44	36	82%	165
	All program completers, 2018-19	12	8	67%	166	155	51	44	86%	167
MUSIC CONTENT & INSTRUCTION (5114) Test Company: ETS Score Range: 100-200	All enrolled students who have completed all nonclinical courses, 2020-21						37	29	78%	166
	Other enrolled students, 2020-21						16	9	56%	164
	All program completers, 2020-21	2				162	104	79	76%	166
	All program completers, 2019-20	1				162	61	50	82%	166
	All program completers, 2018-19						117	105	90%	169
PHYSICAL ED CONTENT AND DESIGN (5095) Test Company: ETS Score Range: 100-200	All enrolled students who have completed all nonclinical courses, 2020-21						9			
	Other enrolled students, 2020-21	1				169	31	10	32%	165
	All program completers, 2020-21	2				169	59	54	92%	173
	All program completers, 2019-20	2				169	58	53	91%	173
	All program completers, 2018-19	6				169	86	83	97%	174
PRINC LEARNING AND TEACHING 5-9 (5623) Test Company: ETS Score Range: 100-200	All enrolled students who have completed all nonclinical courses, 2020-21	1				160	23	21	91%	169
	Other enrolled students, 2020-21						20	18	90%	171
	All program completers, 2020-21	6				160	136	132	97%	174
	All program completers, 2019-20	10	10	100%	175	160	105	103	98%	175
	All program completers, 2018-19	19	19	100%	179	160	134	133	99%	176


Single Assessment Institution-Level Pass Rate Data: Traditional Teacher Preparation Program Within IHE

	HEOA - Title II 2020 - 2021 Academic Year	
	Institution Name	College of Charleston
	Institution Code	5113
	State	South Carolina

April 4, 2022

Assessment Information ¹	Group	Number Taking Assessment	Number Passing Assessment	Institutional Pass Rate	Institutional Average Scaled Score	Assessment Cut Score ²	Statewide			
							Number Taking Assessment	Number Passing Assessment	Statewide Pass Rate	Statewide Average Scaled Score
PRINC LEARNING AND TEACHING 7-12 (5624) Test Company: ETS Score Range: 100-200	All enrolled students who have completed all nonclinical courses, 2020-21	5				157	111	109	98%	177
	Other enrolled students, 2020-21						109	103	94%	173
	All program completers, 2020-21	22	22	100%	176	157	322	320	99%	176
	All program completers, 2019-20	30	30	100%	178	157	279	275	99%	176
	All program completers, 2018-19	25	25	100%	176	157	425	420	99%	176
PRINC LEARNING AND TEACHING EARLY CHILD (5621) Test Company: ETS Score Range: 100-200	All enrolled students who have completed all nonclinical courses, 2020-21	2				157	114	102	89%	166
	Other enrolled students, 2020-21						119	114	96%	170
	All program completers, 2020-21	41	36	88%	168	157	435	414	95%	168
	All program completers, 2019-20	41	40	98%	170	157	400	391	98%	170
	All program completers, 2018-19	43	43	100%	173	157	413	412	100%	171
PRINC LEARNING AND TEACHING K-6 (5622) Test Company: ETS Score Range: 100-200	All enrolled students who have completed all nonclinical courses, 2020-21	6				160	132	124	94%	175
	Other enrolled students, 2020-21						211	198	94%	174
	All program completers, 2020-21	45	44	98%	175	160	588	562	96%	175
	All program completers, 2019-20	53	52	98%	178	160	598	589	98%	176
	All program completers, 2018-19	64	64	100%	176	160	695	693	100%	176
SE CK AND MILD TO MODERATE APPL (5543) Test Company: ETS Score Range: 100-200	All enrolled students who have completed all nonclinical courses, 2020-21						9			
	Other enrolled students, 2020-21						38	37	97%	172
	All program completers, 2020-21						100	99	99%	174
	All program completers, 2019-20						77	77	100%	173
	All program completers, 2018-19	2				158	102	102	100%	173


Single Assessment Institution-Level Pass Rate Data: Traditional Teacher Preparation Program Within IHE

	HEOA - Title II 2020 - 2021 Academic Year	
	Institution Name	College of Charleston
	Institution Code	5113
	State	South Carolina

April 4, 2022

Assessment Information ¹	Group	Number Taking Assessment	Number Passing Assessment	Institutional Pass Rate	Institutional Average Scaled Score	Assessment Cut Score ²	Statewide			
							Number Taking Assessment	Number Passing Assessment	Statewide Pass Rate	Statewide Average Scaled Score
SE CORE KNOWLEDGE & APPLICATIONS (5354) Test Company: ETS Score Range: 100-200	All enrolled students who have completed all nonclinical courses, 2020-21	1				151	5			
	Other enrolled students, 2020-21						10	9	90%	169
	All program completers, 2020-21	13	13	100%	169	151	28	28	100%	172
	All program completers, 2019-20	14	14	100%	176	151	54	54	100%	177
	All program completers, 2018-19	17	17	100%	178	151	47	47	100%	175
SE STUDENTS W INTELLECTUAL DISABILITIES (5322) Test Company: ETS Score Range: 100-200	All enrolled students who have completed all nonclinical courses, 2020-21						1			
	Other enrolled students, 2020-21						3			
	All program completers, 2020-21	12	12	100%	168	143	13	13	100%	169
	All program completers, 2019-20	11	11	100%	177	143	14	14	100%	175
	All program completers, 2018-19	10	10	100%	180	143	10	10	100%	180
SE TEACH STUDENTS W LEARNING DISAB (5383) Test Company: ETS Score Range: 100-200	All enrolled students who have completed all nonclinical courses, 2020-21	1				151	4			
	Other enrolled students, 2020-21						6			
	All program completers, 2020-21	2				151	16	16	100%	169
	All program completers, 2019-20	6				151	42	42	100%	169
	All program completers, 2018-19	8				151	36	36	100%	168
SE: TEACH STUDENTS W BEH DIS EMOTION DIST (5372) Test Company: ETS Score Range: 100-200	All enrolled students who have completed all nonclinical courses, 2020-21	1				154	1			
	Other enrolled students, 2020-21									
	All program completers, 2020-21	13	13	100%	174	154	13	13	100%	174
	All program completers, 2019-20	14	14	100%	178	154	14	14	100%	178
	All program completers, 2018-19	17	17	100%	181	154	18	18	100%	181

Single Assessment Institution-Level Pass Rate Data: Traditional Teacher Preparation Program Within IHE

	HEOA - Title II 2020 - 2021 Academic Year	
	Institution Name	College of Charleston
	Institution Code	5113
	State	South Carolina

April 4, 2022

Assessment Information ¹	Group	Number Taking Assessment	Number Passing Assessment	Institutional Pass Rate	Institutional Average Scaled Score	Assessment Cut Score ²	Statewide			
							Number Taking Assessment	Number Passing Assessment	Statewide Pass Rate	Statewide Average Scaled Score
SOCIAL STUDIES CONTENT & INTERPRETATION (5086) Test Company: ETS Score Range: 100-200	All enrolled students who have completed all nonclinical courses, 2020-21	1				153	29	26	90%	165
	Other enrolled students, 2020-21						45	33	73%	161
	All program completers, 2020-21	4				153	104	99	95%	164
	All program completers, 2019-20	5				153	83	78	94%	164
	All program completers, 2018-19	7				153	121	119	98%	166
SPANISH WORLD LANGUAGE (5195) Test Company: ETS Score Range: 100-200	All enrolled students who have completed all nonclinical courses, 2020-21						1			
	Other enrolled students, 2020-21						6			
	All program completers, 2020-21	2				168	4			
	All program completers, 2019-20	4				168	7			
	All program completers, 2018-19	3				168	9			
THEATRE (5641) Test Company: ETS Score Range: 100-200	All enrolled students who have completed all nonclinical courses, 2020-21						2			
	Other enrolled students, 2020-21	1				157	11	11	100%	168
	All program completers, 2020-21	1				157	11	11	100%	174
	All program completers, 2019-20	3				157	4			
	All program completers, 2018-19	2				157	11	10	91%	169
WORLD AND U.S. HISTORY CK (5941) Test Company: ETS Score Range: 100-200	All enrolled students who have completed all nonclinical courses, 2020-21						2			
	Other enrolled students, 2020-21						1			
	All program completers, 2020-21	1				150	6			
	All program completers, 2019-20						3			
	All program completers, 2018-19									

Note: In cases where there are less than ten students taking the assessment or license/certificate, the number passing and pass rate are not reported.

¹Tests with multiple delivery options (computer, paper, etc.) will be noted with the assessment code for one format only.

²Cut scores may vary for groups depending upon when the cut scores are established by the state and when each group completed their teacher certification or licensure assessment.

*Questions regarding tests listed by this testing company must be addressed to your state Title II Coordinator.