

Finance / Facility

I. Tuition 2024-25

In-State	Undergraduate	\$12,518
	Graduate-Tier 1	\$15,840
	Graduate-Tier 2	\$15,840
	MBA	\$27,200
Out-of-State	Undergraduate	\$37,836
	Graduate-Tier 1	\$15,840
	Graduate-Tier 2	\$20,952
	MBA	\$27,200



II. Financial Aid (2023-2024)

Percentage of full-time freshmen receiving any type of need-based aid	39%
Percentage of full-time freshmen receiving..	44%
Retention rate of students with LIFE Scholarship	75%
Retention rate with or without scholarship	90%

III. Libraries

Print Volumes	654,472
Electronic Titles	1,319,056
Databases	428

IV. Housing

Occupancy in College Housing	
Men	922
Women	2,549
Total	3,471
Normal Capacity for College Housing	
Total	3,667

Room and Board (weighted average)

Housing	\$9,032
Board (food)	\$5,300

V. Total Building Capacity

Number of buildings owned by CofC	152
Number of buildings leased by CofC	23

Mission, Vision and Values

Founded in 1770, the College of Charleston is a public university grounded in the principles of the liberal arts and committed to developing ethically centered, intellectually versatile and globally fluent citizens who create innovative solutions to social, economic and environmental challenges.

The College of Charleston will be a transformative national university redefining liberal arts education through innovation.

Quick Facts Fall 2024

Main: (843) 805-5507
admissions@cofc.edu



66 George St
Charleston, SC 29424



Student

I. Headcount

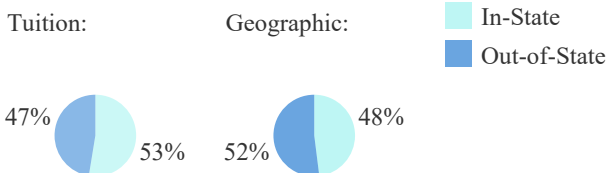
Grand Total	11,926
Undergraduate	10,880
Graduate	1,046

Female	68%
Male	32%

II. Diversity

African American	Total	6%
	Undergraduate	5%
	Graduate	10%
AALANA*	Total	19%
	Undergraduate	19%
	Graduate	17%

III. Geographic Distribution



Top 5 Counties (All Levels):	Top 5 States (All Levels, Excluding SC):	Top 5 Countries (All Levels, Excluding US):
Charleston	New Jersey 688	Germany
Berkeley	New York 512	Brazil
Greenville	Pennsylvania 486	Canada
York	Massachusetts 461	India
Dorchester	Virginia 425	Jamaica

US States/Territories Represented (All Levels) 51

Countries Represented (All Levels) 77

Student Cont.

IV. Clubs, Activities, Athletes

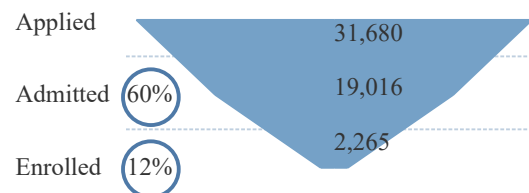
Clubs/Organizations on Campus	169
National Fraternities/Sororities**	24
Over 350 Student Athletes	

V. Alumni Fall 2024

Living Alumni	106,993	
Alumni Since 1970	84,711	
Alumni Living in South Carolina	61,267	(57%)

Academics

I. Admissions



Average Test Scores (Regularly Admitted Freshmen)

SAT	1,226
ACT	27

Honors College Enrolled Freshmen 251

II. One Year Retention Rates

All Freshmen	82%
Transfers	79%

III. Graduation Rates (Most recent cohorts)

Four-Year Rate (Full-time Freshmen)	58%
Six-Year Rate (Full-time Freshmen)	66%

IV. Degrees Awarded (July 1 - June 30)

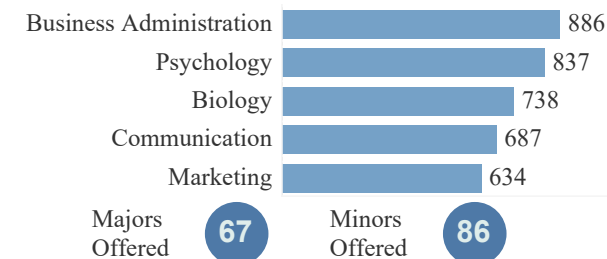
Undergraduate	2,188
Graduate	247

Academics Cont.

V. Schools

The Arts
Business
Education
Health Sciences
Humanities and Social Sciences
Languages, Cultures, and World Affairs
Engineering, Computing, and Mathematics
Natural and Environmental Sciences

Top 5 Programs (Undergraduate)



Faculty / Staff

I. Faculty

Full-time faculty	525
Part-time faculty	328

	Male	Female	AALANA*	Terminally Degreed
Full-time faculty	51%	49%	17%	90%
Part-time faculty	45%	55%	15%	37%

Student-to-faculty ratio 16.5

II. Staff

Full-time staff	899
Part-time staff	195

III. Total Employees

Total faculty/staff 1,947

*AALANA include American Indian/Alaskan Native, Asian, Black or African American, Hispanic/Latino, Native Hawaiian/Pacific Islander, Two or More Races.

** Number subject to registration status changes.